



WEEKLY ROUND-UP

Week of 13 Nov 2024

1. Gold consolidates near **2670** resistance
2. Silver tests upward consolidation at **31.90**
3. Bitcoin holds support around **82,100** level
4. USD/CHF trades near **0.8850** resistance





WHAT'S HAPPENING THIS WEEK?

Week of 13 Nov 2024

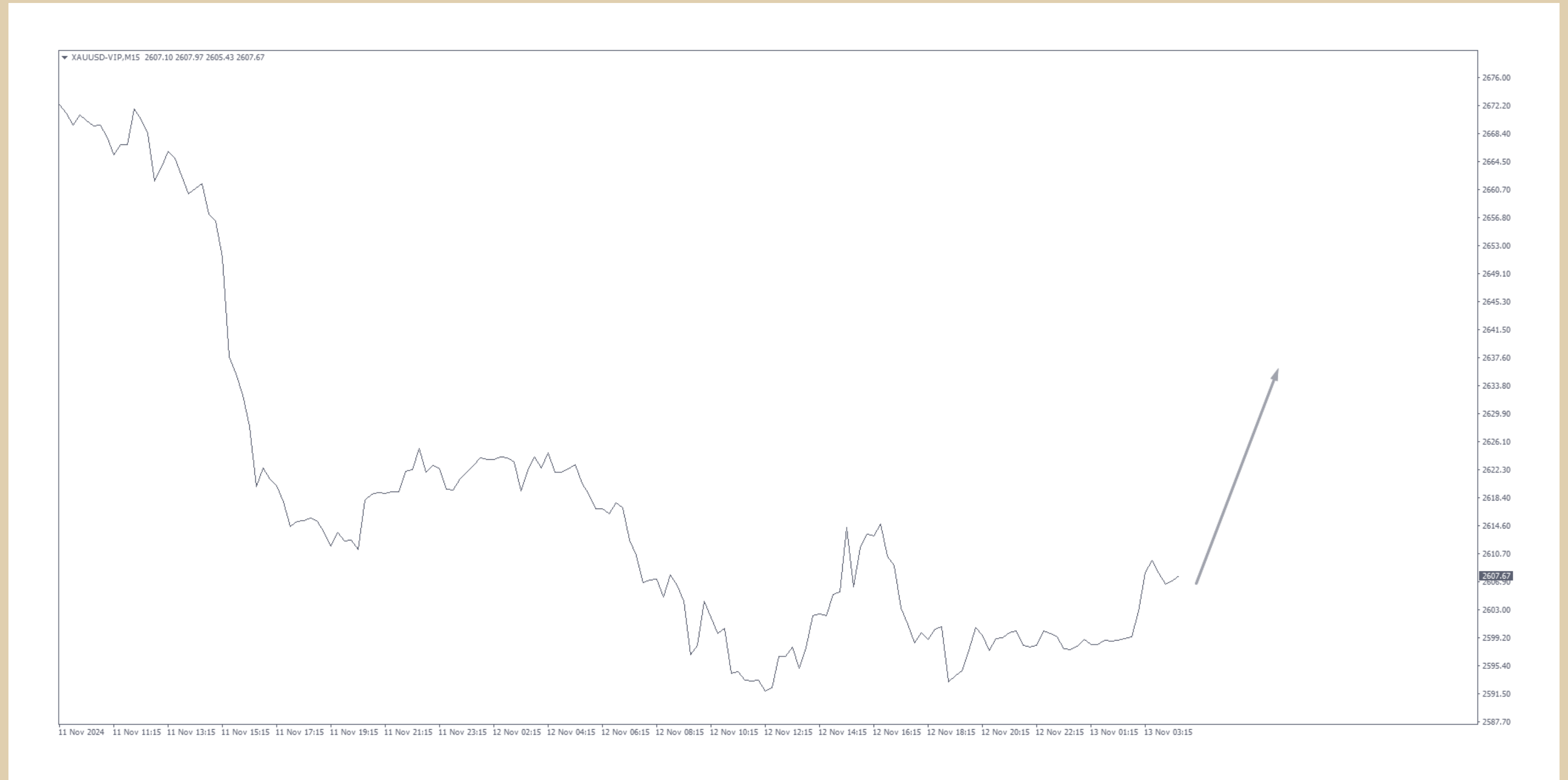
Date	Time	Currency	Events
11 Nov	2:00 GMT+0	NZD	Inflation Expectations q/q
13 Nov	13:30 GMT+0	USD	CPI m/m, CPI y/y
14 Nov	0:30 GMT+0	AUD	Unemployment Rate
14 Nov	20:00 GMT+0	USD	Fed Chair Powell Speaks
15 Nov	7:00 GMT+0	GBP	GDP m/m
15 Nov	13:30 GMT+0	USD	Core Retail Sales m/m



XAUUSD

GOLD BLIPS

Gold tests resistance around **2,670**.
With potential consolidation on the horizon, traders are eyeing this level for bullish or bearish signals.



*Industry views and information provided do not represent VT Markets' position and do not constitute any investment advice.

*Trading CFDs carries a high level of risk and may not be suitable for all investors.

Decision time 13 Nov 2024

Download VT Markets App





XAGUSD

A SPARKLE IN THE DISTANCE

Silver consolidates with **31.90** resistance in sight. Watch for momentum to carry it beyond this level, or if consolidation signals a pullback.



*Industry views and information provided do not represent VT Markets' position and do not constitute any investment advice.

*Trading CFDs carries a high level of risk and may not be suitable for all investors.

Decision time 13 Nov 2024

Download VT Markets App

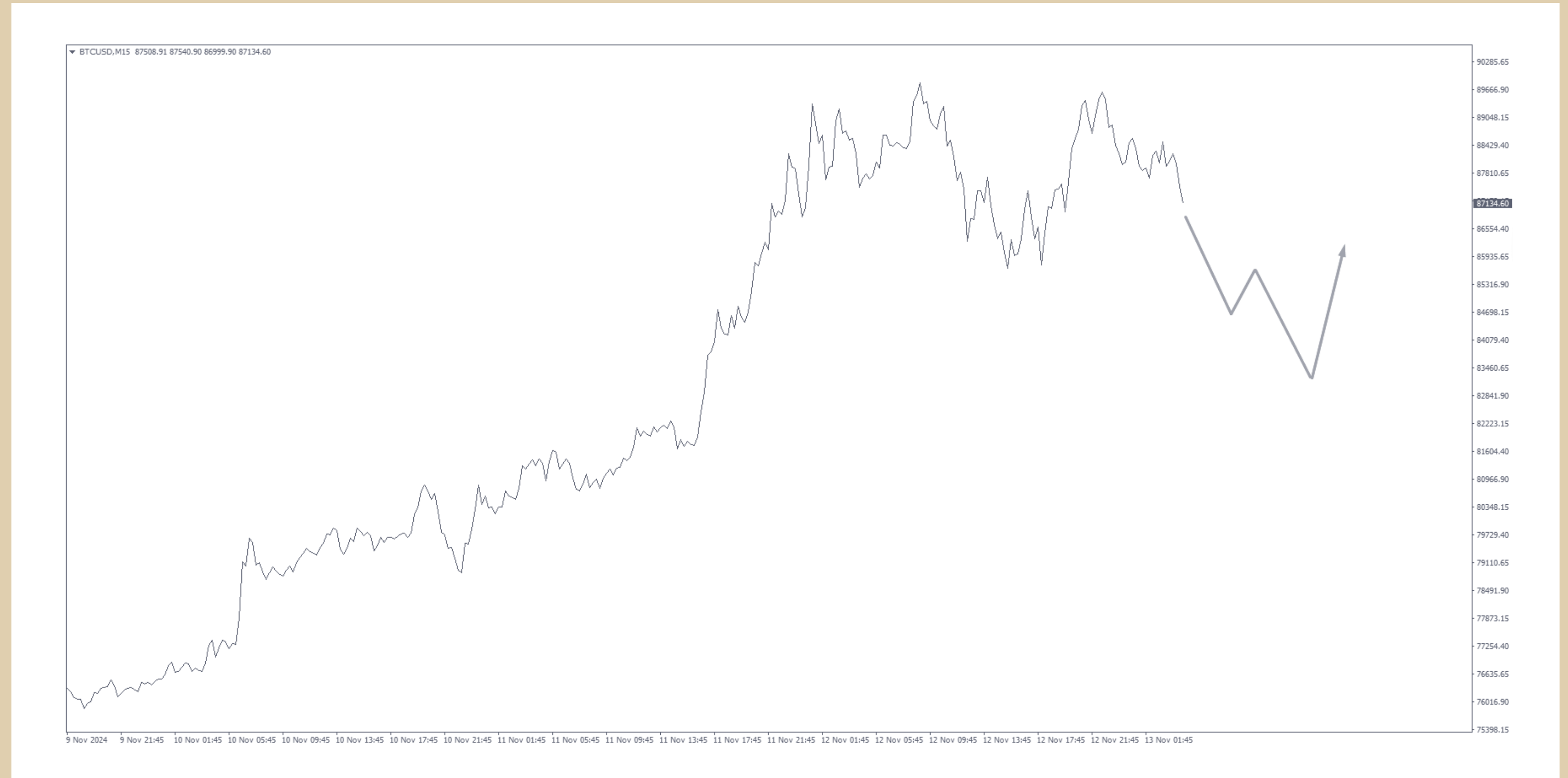




BITCOIN BOILS OVER

Bitcoin finds support at **82,100**.
As halving discussions build, bulls
are watching closely for any further
breakouts or corrections.

BTCUSD



*Industry views and information provided do not represent VT Markets' position and do not constitute any investment advice.

*Trading CFDs carries a high level of risk and may not be suitable for all investors.

Decision time 13 Nov 2024

Download VT Markets App

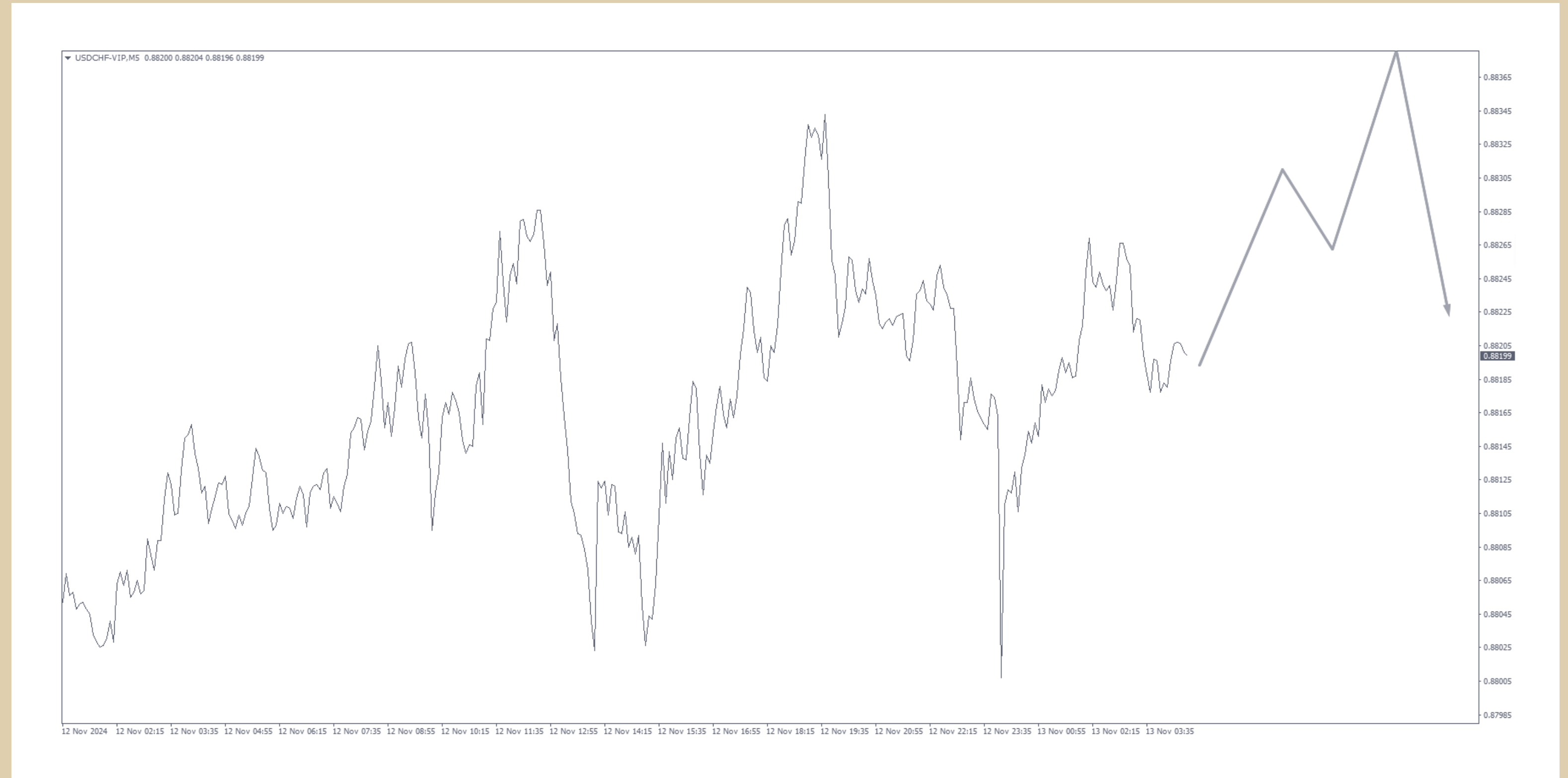




USDCHF

FRANC FADES

USD/CHF trades near **0.8850** resistance as dollar strength pressures the franc. Traders anticipate possible bearish price action here, awaiting cues from global risk sentiment.



*Industry views and information provided do not represent VT Markets' position and do not constitute any investment advice.

*Trading CFDs carries a high level of risk and may not be suitable for all investors.

Decision time 13 Nov 2024

Download VT Markets App



How to use the report

- Unless stated the specific area of trade, use the zone to find trades
- Zone here means when a certain asset prices comes to within the zone of trading, we would monitor the entry patterns. We will not enter if prices are not within our zones
 - Forex ± 20 points (example 1.0050 – trade will trigger when price is from 1.0030 to 1.0070. Example 127.65 – trade will trigger when price is from 127.45 to 127.85.
 - Gold, SP500 (anything in the thousands) ± 20 dollars (example 1720 – trade will trigger when price is from 1700 to 1740)
 - Bitcoin, Nasdaq (anything in the ten thousand) ± 200 points
 - Natural Gas, Silver, Oil (anything in the double and single digits) ± 0.10 points
 - We will notify the zones on certain special relationship like the Cryptocurrencies

**Industry views and information provided do not represent VT Markets' position and do not constitute any investment advice.*

Decision time 13 Nov 2024

Download VT Markets App



**Trading CFDs carries a high level of risk and may not be suitable for all investors.*

Follow us



@vtmarketsglobal



@vtmarkets



@vtmarketsglobal



@vtmarkets



@vtmarkets_official